# YELLOW FEVER ANNUAL RETURN REPORT 2025

NaTHNaC

# Contents

Contents ..... 1
Executive Summary ..... 2
Demographics ..... 2
Yellow fever vaccine doses ..... 2
Clinical practice ..... 2
Conditions of Designation and Code of Practice ..... 2
Introduction ..... 3
Methods ..... 3
Results ..... 4
i. YFVC characteristics ..... 4
Response rate ..... 4
Organisation type ..... 4
Geographic distribution and settlement type ..... 5
Number of vaccinators ..... 6
Training completion ..... 7
ii. Yellow fever vaccine activity ..... 8
Total doses administered ..... 8
Doses by YFVC type ..... 9
Vaccine recipients ..... 10
Reinforcing doses ..... 10
iii. Clinical practice ..... 11
Contraindications ..... 11
Vaccination of travellers with precautions ..... 11
Vaccines administered to travellers with precautions ..... 11
Precaution groups excluded ..... 12
Medical Letters of Exemption ..... 13
Adverse events (YEL-AVD/YEL-AND) ..... 13
iv. Conditions of Designation and Code of Practice ..... 14
Best practice review ..... 14
Pre-vaccination checklist ..... 14
Patient Information Leaflet ..... 14
Conclusion ..... 15
Appendix A: Questionnaire sent to all YFVCs that remained designated during 2025 ..... 16

# Annual Return by YFVCs in England, Wales and Northern Ireland: 2025

## Executive Summary

This report presents the findings from the 2025 Annual Return completed by designated Yellow Fever Vaccination Centres (YFVCs) in England, Wales and Northern Ireland (EWNI). Responses were received from 1,721 of 1,940 YFVCs (88.7%). The Annual Return provides information on yellow fever (YF) vaccination activity, clinical practice and compliance with the Conditions of Designation. The key findings are summarised below.

## Demographics

- 1,940 designated YFVCs by year-end 2025
- Response rate 88.7%
- Pharmacies remained the largest provider (63.6%)
- 90.5% of YFVCs reported all vaccinators had completed NaTHNaC training

## Yellow fever vaccine doses

- 90,528 YF vaccine doses administered
- 75.3% of vaccine recipients were aged 18–59 years
- 10% were aged ≥60 years
- 1,111 booster doses administered (1.2% of all doses)

## Clinical practice

- 9,206 doses administered to travellers with precautions
- 5,318 Medical Letters of Exemption issued
- One suspected YEL-AND reported (traveller recovered)

## Conditions of Designation and Code of Practice

- 98.7% completed a best practice review
- 99.5% used a pre-vaccination checklist
- 95.1% routinely provided the Patient Information Leaflet

## Introduction

This report presents findings from the 2025 Annual Return of designated Yellow Fever Vaccination Centres (YFVCs) in England, Wales and Northern Ireland (EWNI). The Annual Return provides national surveillance of yellow fever (YF) vaccine activity, supports monitoring of compliance with the Conditions of Designation, and informs improvements to clinical guidance, training and service delivery. During 2025, the National Travel Health Network and Centre (NaTHNaC) was responsible for the administration and oversight of designated YFVCs in EWNI. Public Health Scotland transferred responsibility for the administration of YFVCs in Scotland to NaTHNaC in April 2026, and, as such, Scotland was not included in this analysis, which relates to 2025.

## Methods

A questionnaire (Appendix A) was developed using the SurveyMonkey online survey platform (SurveyMonkey, San Mateo, California, USA). A survey link was distributed to all designated YFVCs holding a current designation between 1 January and 31 December 2025. The survey was disseminated through multiple communication channels, including direct email to YFVCs, news updates on the NaTHNaC website, and NaTHNaC social media platforms (Facebook and X).

The questionnaire was open for responses from 19 March to 24 June 2026. Reminder emails were issued at regular intervals to YFVCs that had not yet submitted a response.

Survey responses were exported from SurveyMonkey and cleaned, transformed and analysed using Python. Geographic mapping was undertaken using Geographic Information System (GIS) software, and descriptive analyses, summary tables and figures were produced using Microsoft Excel. Unless otherwise stated, percentages were calculated using the number of YFVCs responding to each question as the denominator. For analyses relating to vaccine doses administered, percentages were calculated using the total number of YF vaccine doses administered during 2025 as the denominator. Percentages may not sum to 100% because of rounding.

# Results

## i. YFVC characteristics

### Number of designated YFVCs

A total of 1,940 Yellow Fever Vaccination Centres (YFVCs) in EWNI remained designated at the end of 2025, representing an increase from 1,875 designated YFVCs at the end of 2024. The number of designated YFVCs declined steadily between 2018 and 2022, with the largest proportional decreases occurring in 2020 and 2021, coinciding with the period of the most significant COVID-19 restrictions (Figure 1). Since 2022, the number of designated YFVCs has increased each year, rising by 13.9% overall from 1,703 in 2022 to 1,940 in 2025.

**Figure 1.** *Number of designated Yellow Fever Vaccination Centres in EWNI 2018–2025*

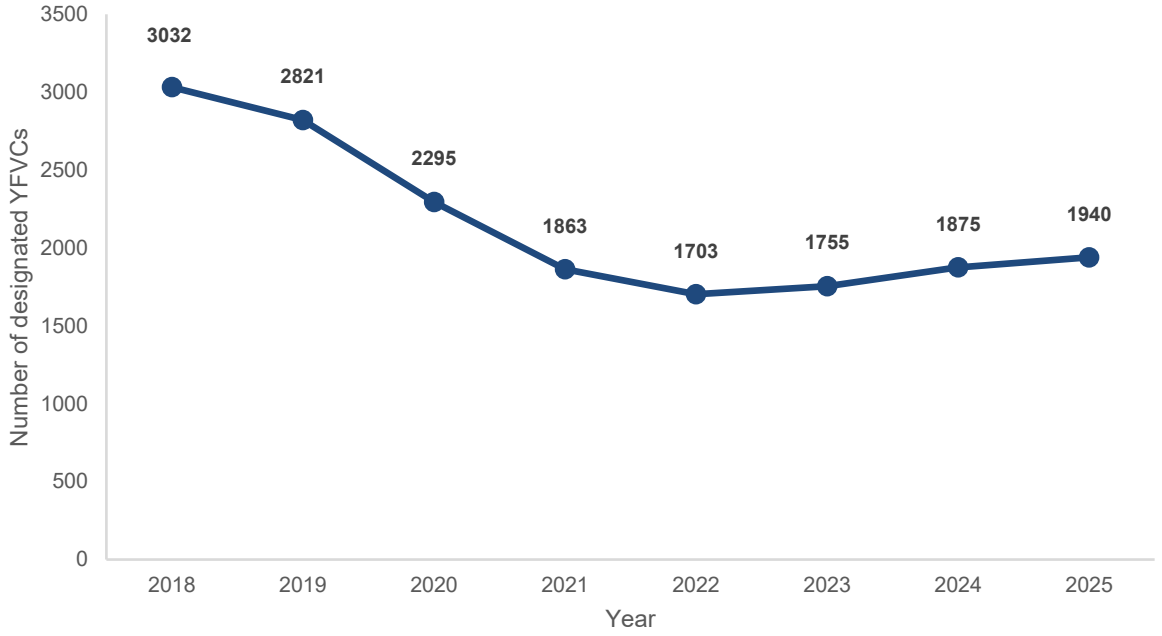


### Response rate

All 1,940 designated YFVCs were invited to complete the 2025 Annual Return, of which 1,721 submitted a response, giving an overall response rate of 88.7%. Response rates for the preceding six reporting years (2019–2024) were 87.0%, 88.0%, 71.0%, 95.8%, 94.2%, and 87.8%, respectively.

### Organisation type

Pharmacies accounted for the largest proportion of designated YFVCs in 2025 (63.6%), followed by General Practices (GPs) (24.5%), private travel clinics (8.8%), occupational health departments (1.7%), hospitals (0.3%), and other organisation types (1.0%) (Figure 2). Over the period 2020–2025, the proportion of pharmacy-based YFVCs increased steadily, while the proportion of GP-based YFVCs declined. Overall, this reflects a continued shift in the distribution of designated YFVCs by organisation type.

**Figure 2.** *Distribution of designated Yellow Fever Vaccination Centres by organisation type in EWNI 2020–2025*

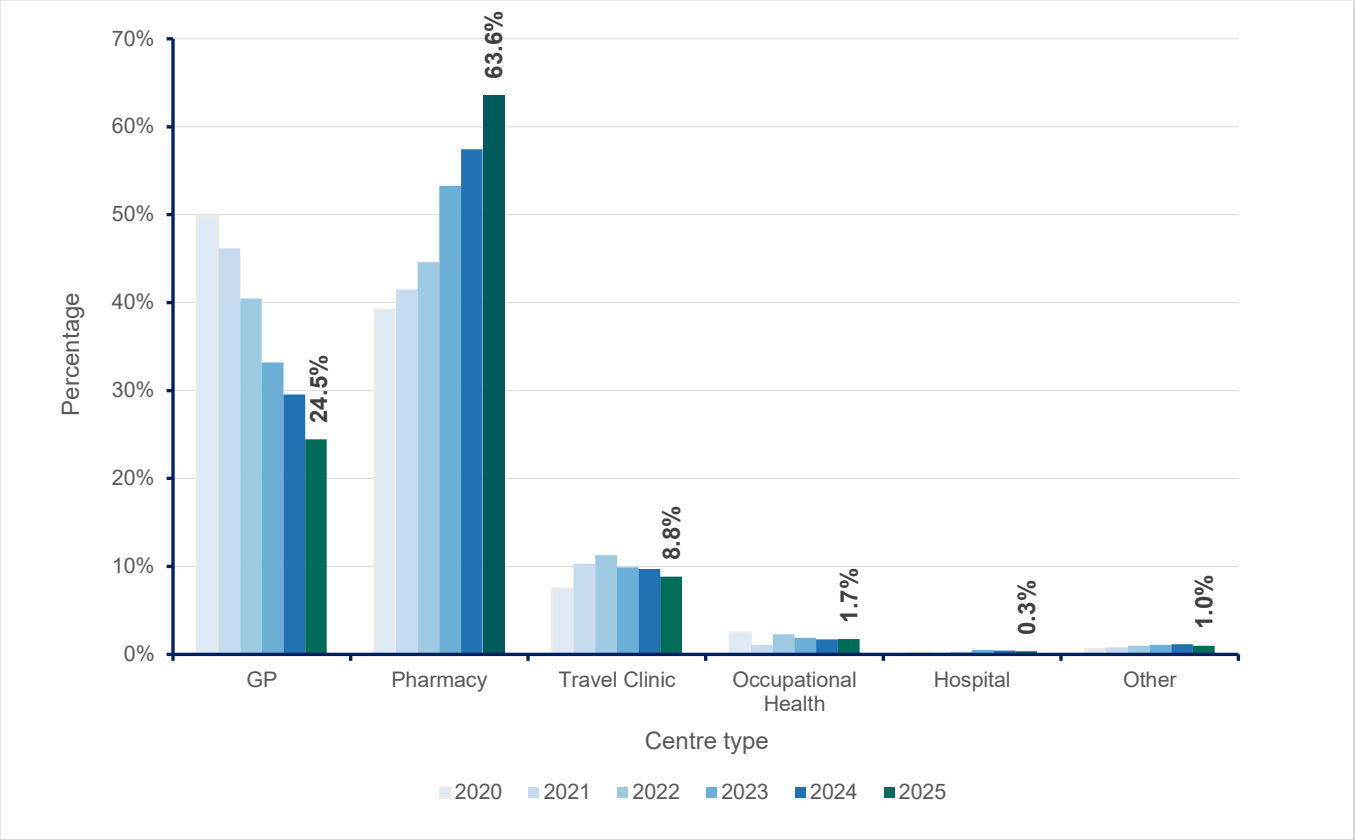


## Geographic distribution and settlement type

Pharmacy-based YFVCs were the most widely distributed organisation type across EWNI, with the highest concentration in southern and central England (Figure 3). General Practice-based YFVCs were the second most widely distributed organisation type and showed a broadly similar geographical pattern, although at a lower density. Travel clinics were concentrated predominantly in southern England, while occupational health departments, hospitals and other organisation types had a more limited geographical distribution and were clustered in specific locations.

The majority of designated YFVCs were located in urban areas (90.4%), with 7.7% located in rural towns and fringe areas and 2.0% located in rural villages and hamlets (Table 1). This indicates that YFVC provision was concentrated in urban settlements across EWNI.

**Figure 3.** *Distribution of designated Yellow Fever Vaccination Centres by organisation type in EWNI, 2025*

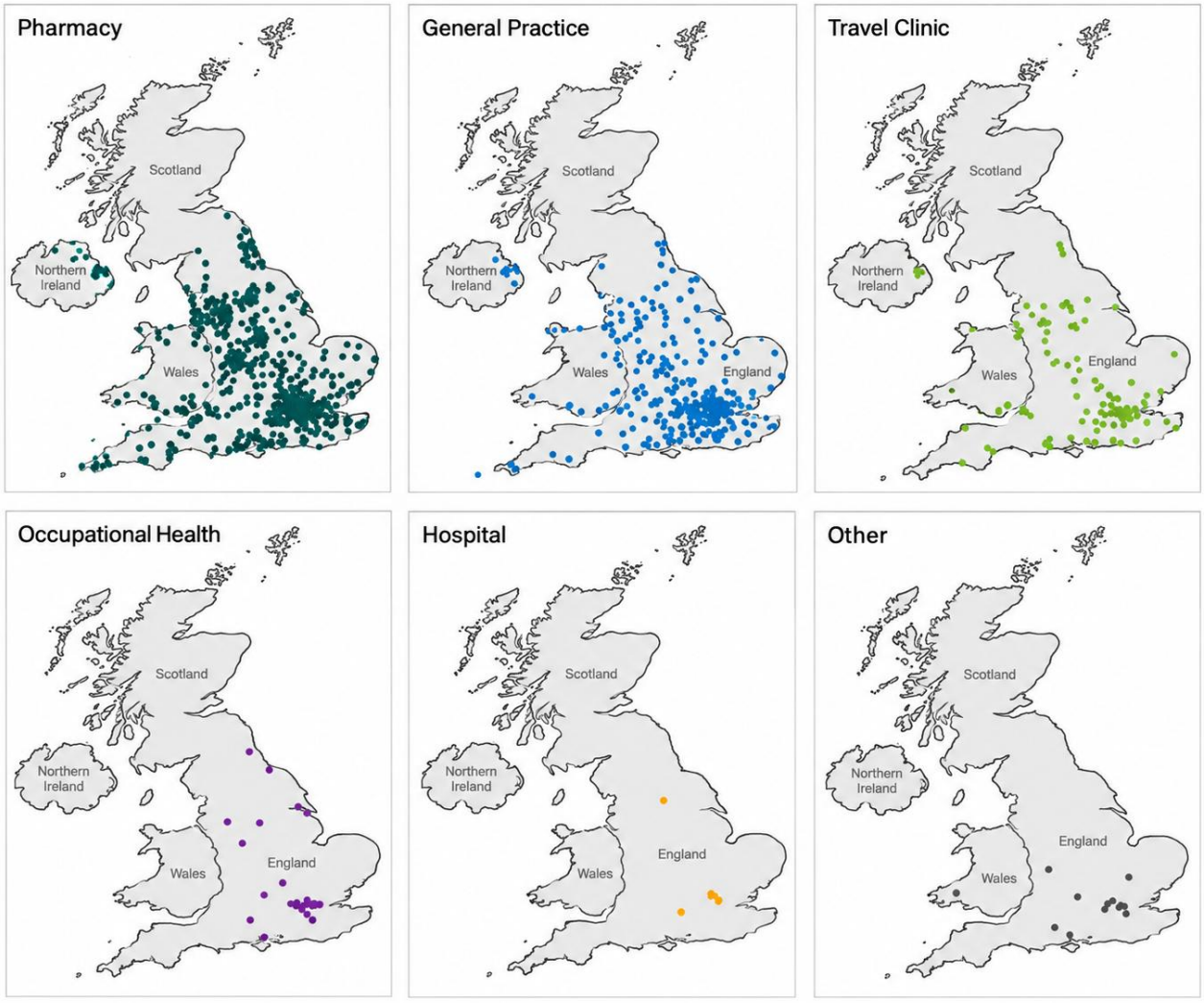


**Table 1.** *Distribution of designated Yellow Fever Vaccination Centres by settlement type in EWNI, 2025*

| Settlement type | Number of YFVCs | % |
|---|---|---|
| Urban | 1,555 | 90.4% |
| Rural town and fringe | 132 | 7.7% |
| Rural village/hamlet | 34 | 2.0% |
| **Total** | **1,721** | **100.0%** |

*Settlement types were classified using the Office for National Statistics (ONS) Rural-Urban Classification. For reporting purposes, the detailed settlement categories were grouped into three categories: Urban; Rural town and fringe; and Rural village/hamlet. The Rural village/hamlet category combined rural village and rural hamlet and isolated dwelling classifications.

## Number of vaccinators

In most designated YFVCs a single health professional was responsible for administering YF vaccination (55.3%; Figure 4). Across YFVCs, the number of health professionals per centre involved in YF vaccine administration ranged from 0 to 30.

**Figure 4.** *Percentage of designated Yellow Fever Vaccination Centres by number of health professionals administering yellow fever vaccine in EWNI, 2025*

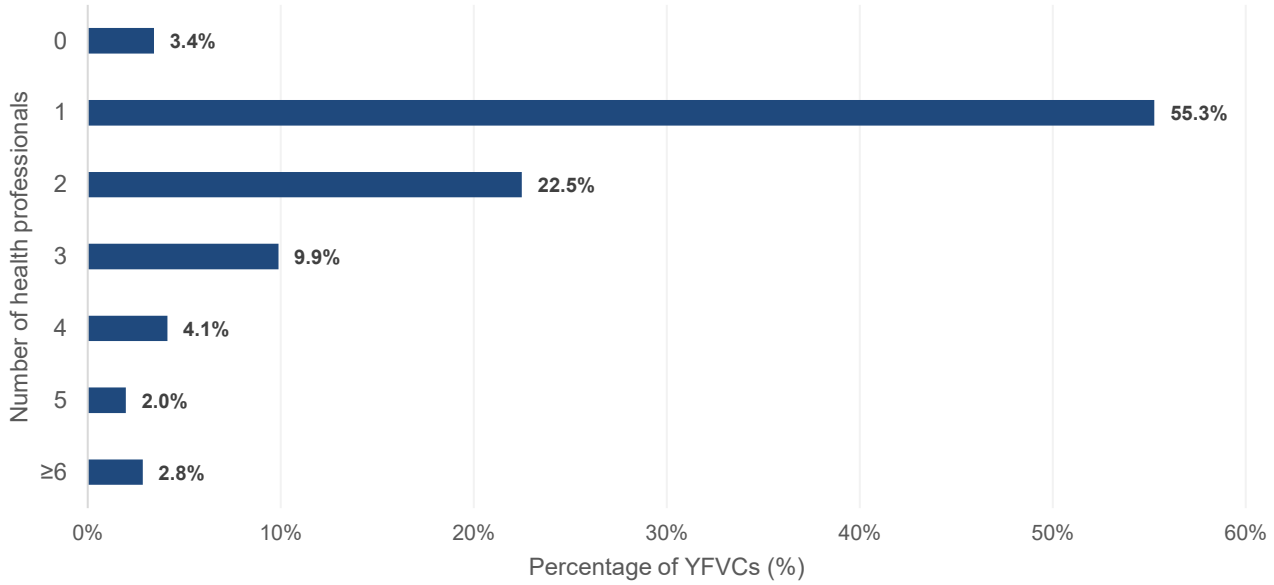


* 1 completion error

## Training completion

**Figure 5.** *Percentage of designated Yellow Fever Vaccination Centres by proportion of health professionals administering yellow fever vaccine who had completed NaTHNaC yellow fever vaccination training within the previous two years, EWNI, 2025*

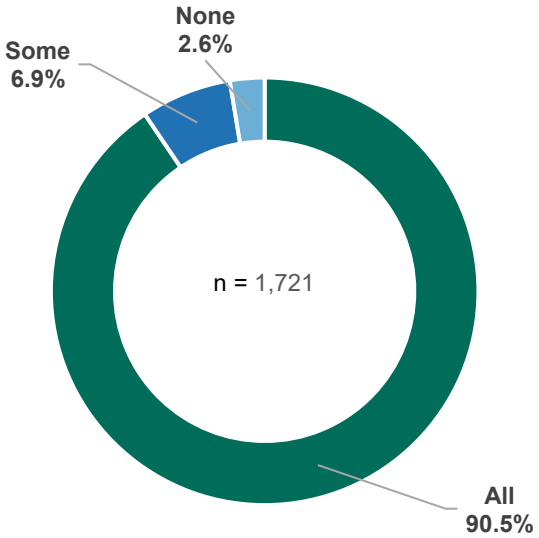


Most designated YFVCs reported that all health professionals administering YF vaccine had completed NaTHNaC YF training within the previous two years (90.5%). A further 6.9% of YFVCs reported that some health professionals had completed the training, while 2.6% reported that none had completed the training (Figure 5). All 46 YFVCs that reported having no trained health professional were subsequently followed up by NaTHNaC. Of these, 43 reports were identified as

survey completion errors (2.5%). Following this review, three YFVCs were suspended from providing YF vaccination services, as the training requirement under the Conditions of Designation for YFVCs had not been met.

## ii. Yellow fever vaccine activity

### Total doses administered

A total of 90,528 YF vaccine doses were administered by designated YFVCs in EWNI during 2025. Overall, 140 (8.1%) YFVCs did not administer any YF vaccine during the reporting period, compared with 112 (6.8%) in 2024 (Figure 6). More than one-third (36.7%) of YFVCs administered 41 or more doses during 2025, while around one-fifth (21.4%) administered between one and ten doses.

**Figure 6.** *Percentage distribution of designated Yellow Fever Vaccination Centres by the number of yellow fever vaccine doses administered during the reporting year, EWNI, 2024* and 2025

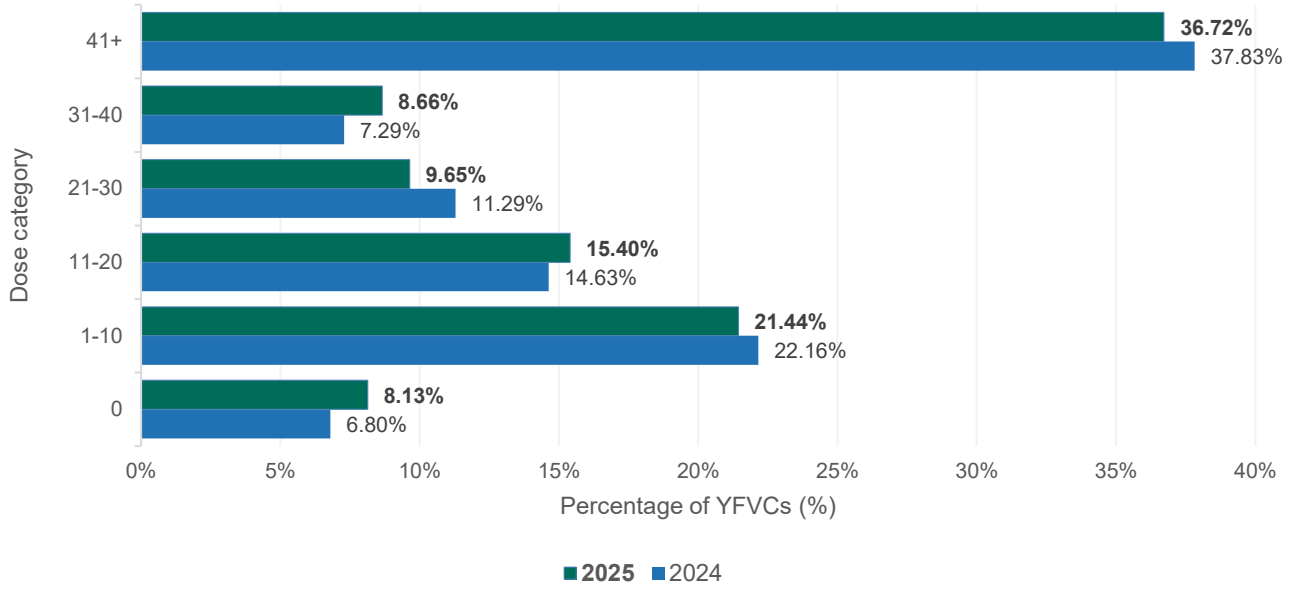


The number of YF vaccine doses administered by designated YFVCs in EWNI declined markedly during the COVID-19 pandemic, from 115,389 doses in 2019 to 26,925 in 2020 and 15,345 in 2021 (Figure 7). Vaccination activity recovered in 2022 (74,973 doses) and remained relatively stable thereafter, with 90,545 doses administered in 2023, 89,967 in 2024 and 90,528 in 2025. Although activity has recovered since the pandemic, the annual number of doses administered remains below pre-pandemic levels.

**Figure 7.** *Number of yellow fever vaccine doses administered by designated Yellow Fever Vaccination Centres in EWNI, 2017–2025*

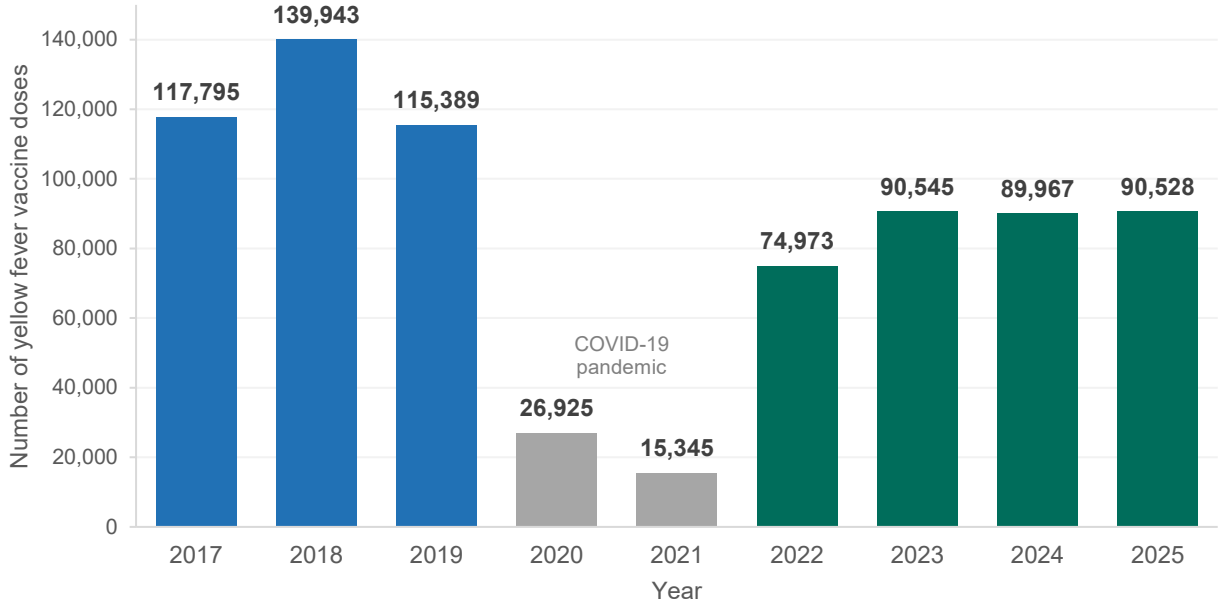


## Doses by YFVC type

Of the 90,528 yellow fever vaccine doses administered in 2025, pharmacies administered the majority (64,480; 71.2%), followed by travel clinics (15,858; 17.5%) and general practices (9,093; 10.0%) (Figure 8). Occupational health departments, hospitals and other organisation types collectively administered fewer than 1,100 doses (1.2%).

**Figure 8.** *Number of yellow fever vaccine doses administered by designated Yellow Fever Vaccination Centres, by organisation type, EWNI, 2025*

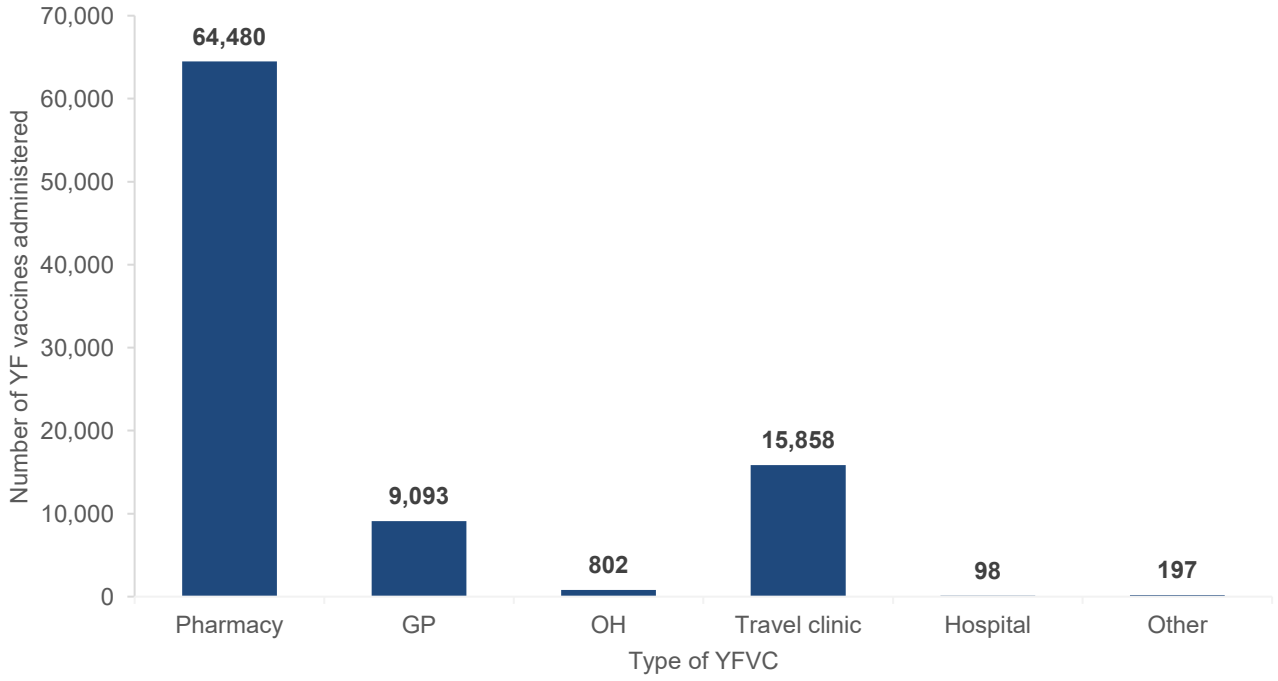

## Vaccine recipients

The majority (75.3%) of YF vaccine doses administered by designated YFVCs in EWNI during 2025 were given to individuals aged 18–59 years (Figure 9). Individuals aged 9 months–17 years accounted for 14.7% of vaccine recipients, while those aged 60 years and older accounted for 10% of doses administered. The age distribution of vaccine recipients remained broadly consistent with previous years (Figure 9).

**Figure 9.** *Percentage distribution of yellow fever vaccine doses administered by age group, EWNI, 2020–2025*

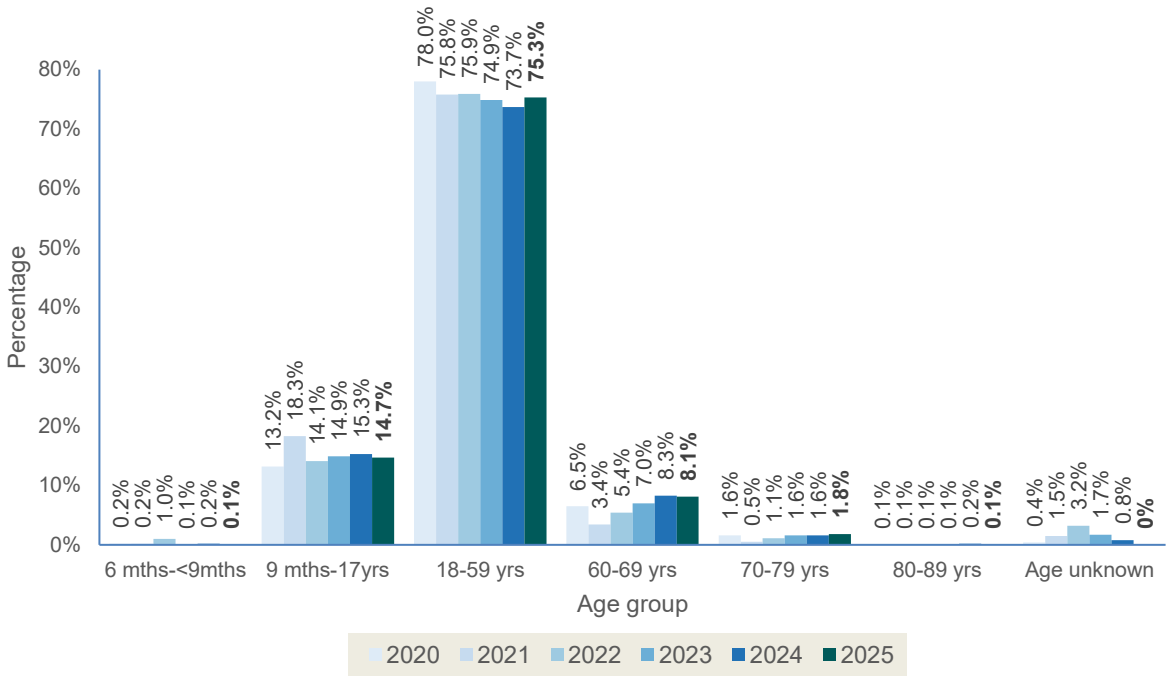


## Reinforcing doses

A total of 1,111 reinforcing (booster) doses of YF vaccine were administered by designated YFVCs during 2025, representing 1.2% of all YF vaccine doses administered. Reasons for administration were recorded for 1,009 (90.8%) booster doses. The most reported reason was replacement of an International Certificate of Vaccination or Prophylaxis (ICVP) where the original certificate or vaccination details were unavailable (876/1,009; 86.8%) (Table 2).

**Table 2.** *Reasons for administration of reinforcing (booster) doses of yellow fever vaccine, EWNI, 2025*

| Reason for booster dose | Number of reports |
|---|---|
| First dose administered when aged <2 years | 29 |
| First dose administered during pregnancy | 4 |
| First dose administered whilst infected with HIV | 6 |
| First dose administered whilst immunosuppressed | 7 |
| First dose administered before bone marrow transplant | 0 |
| Previous vaccination but ICVP lost and reissue not possible | 876 |
| Other | 87 |
| **Total** | **1009** |

## iii. Clinical practice

### Contraindications

Fifteen YFVCs reported administering YF vaccine where a contraindication to vaccination was present. All were followed up by NaTHNaC. Twelve were found to be survey completion errors, while the remaining reports were either consistent with agreed vaccination protocols or had previously been reported to NaTHNaC.

### Vaccination of travellers with precautions

During 2025, 40% of designated YFVCs reported administering YF vaccine to travellers with precautions following an individual risk assessment. A further 51% of YFVCs reported that no travellers with precautions were vaccinated during the reporting period. Separately, 9% of YFVCs reported excluding all travellers with precautions from YF vaccination (Figure 10).

**Figure 10.** *Administration of yellow fever vaccination to travellers with precautionary conditions by designated Yellow Fever Vaccination Centres, EWNI, 2025 (n = 1,721)*

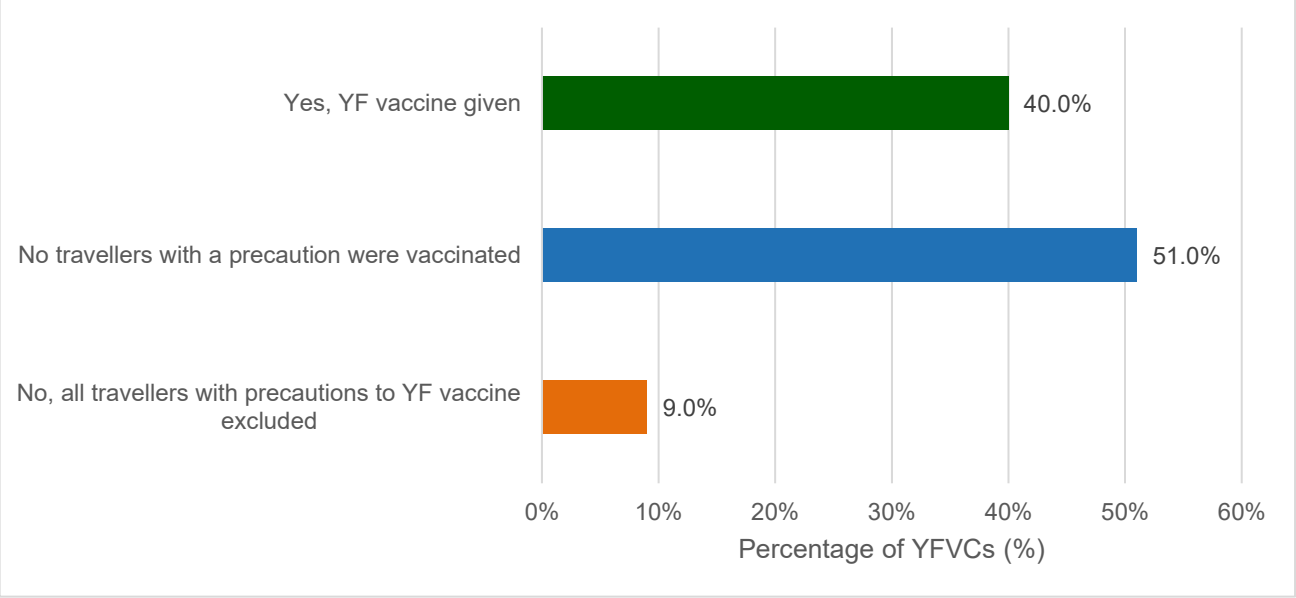


### Vaccines administered to travellers with precautions

A total of 9,206 yellow fever vaccine doses were administered to travellers with a precaution to yellow fever vaccination during 2025, representing 10.2% of all yellow fever vaccine doses administered. Of these, 9,050 were administered to adults aged 60 years and over (Table 3).

The number of yellow fever vaccinations administered to individuals with precautions declined from 9,578 in 2024 to 9,206 in 2025, a reduction of 4%, with adults aged 60 years and over accounting for the vast majority.

Reductions were observed across most precaution categories, particularly infants aged 6–9 months, although vaccinations administered during breastfeeding increased from 23 to 35.

**Table 3.** *Yellow fever vaccine doses administered to travellers with a precaution to vaccination, EWNI, 2024 and 2025*

| Precaution | Number of YF vaccines administered in 2024 | Number of YF vaccines administered in 2025 |
|---|---|---|
| Infants aged 6-9 months | 142 | 4 |
| Adults aged 60 years and over | 9,224 | 9,050 |
| Pregnancy | 26* | 17† |
| Breastfeeding | 23** | 35‡ |
| Living with HIV | 78 | 48 |
| Taking low-dose immunosuppressants | 85 | 52 |
| **Total** | **9,578** | **9,206** |

* 2024 pregnancy: Where trimester was known: first trimester (1); second trimester (2); third trimester (4).
** 2024 breastfeeding: Where age of infant was known: under 6 months (2); 6 to under 9 months (3); over 9 months (10).
† 2025 pregnancy: Where trimester was known: first trimester (1); second trimester (2); third trimester (1).
‡ 2025 breastfeeding: Where age of infant was known: 6 to under 9 months (3); over 9 months (10).
The number of doses administered to adults aged 60 years and over was based on responses to question 9 in the Annual Return (number of doses administered in each age group) and not on question 16 (number of doses administered to those with a precaution to YF vaccine).

## Precaution groups excluded

Vaccination practices varied among YFVCs that offered YF vaccination to travellers with precautions, with some excluding specific precaution groups from vaccination (Table 4). The groups most commonly excluded were infants aged 6 to <9 months, pregnant and breastfeeding travellers.

The number of YFVCs not offering yellow fever vaccination to individuals with specific precautions increased across all categories in 2025, with the largest increases observed for breastfeeding, pregnancy and individuals living with HIV.

Relatively few centres excluded adults aged 60 years and over, while infants aged 6–9 months remained the group most frequently excluded from vaccination.

**Table 4.** *Number of designated Yellow Fever Vaccination Centres excluding specific traveller groups with precautions from yellow fever vaccination, EWNI, 2024 and 2025*

| Precaution | Number of YFVCs not offering YF vaccine 2024 | Number of YFVCs not offering YF vaccine 2025 |
|---|---|---|
| Infants aged 6-9 months | 275 | 327 |
| Adults aged 60 years and over | 9 | 13 |
| Pregnancy | 250 | 305 |
| Breastfeeding | 169 | 260 |
| Living with HIV | 106 | 161 |
| Taking low-dose immunosuppressants | 80 | 136 |

* Excludes YFVCs that reported not offering yellow fever vaccination to any traveller with a precaution.

## Medical Letters of Exemption

A total of 5,318 Medical Letters of Exemption (MLOEs) were issued by designated YFVCs during 2025. Overall, 745 (43.3%) YFVCs reported issuing one or more MLOEs, while 773 (44.9%) reported issuing none. A further 203 (11.8%) YFVCs were unsure whether any MLOEs had been issued. Just over half of all MLOEs (51.5%) were issued because of a contraindication to YF vaccination, while the most common precautionary indication was age 60 years and over, accounting for 38.5% of MLOEs issued (Table 5).

The number of MLOEs issued increased by 20% in 2025, from 4,427 to 5,318. Contraindications accounted for just over half of all MLOEs in both years, with a similar proportion reported in 2024 (52.2%) and 2025 (51.5%).

The number of MLOEs issued for adults aged 60 years and over increased from 1,771 in 2024 to 2,047 in 2025. There was also an increase in MLOEs classified as 'other', from 206 to 402. In contrast, MLOEs issued for breastfeeding decreased from 14 to 9, while those for infants aged 6 to under 9 months decreased from 26 to 7.

**Table 5.** *Reasons for issuing Medical Letters of Exemption, EWNI, 2024 and 2025*

| Reason for MLOE | Total 2024 | % | Total 2025 | % |
|---|---|---|---|---|
| **Contraindications** | | | | |
| All contraindications | 2,311 | 52.2 | 2,739 | 51.5 |
| **Precautions** | | | | |
| Adults aged ≥60 years | 1,771 | 40.0 | 2,047 | 38.5 |
| Other | 206 | 4.7 | 402 | 7.6 |
| Low-dose immunosuppressive therapy | 69 | 1.6 | 72 | 1.4 |
| Pregnancy | 17 | 0.4 | 32 | 0.6 |
| Living with HIV | 13 | 0.3 | 10 | 0.2 |
| Breastfeeding | 14 | 0.3 | 9 | 0.2 |
| Infants aged 6 to <9 months | 26 | 0.6 | 7 | 0.1 |
| **Total** | **4,427** | **100.0** | **5,318** | **100.0** |

Percentages are calculated using the total number of MLOEs issued in each year as the denominator. Percentages may not sum to 100% due to rounding.

## Adverse events (YEL-AVD/YEL-AND)

During 2025, there was one report of suspected Yellow Fever Vaccine-Associated Neurologic Disease (YEL-AND). No suspected cases of Yellow Fever Vaccine-Viscerotropic Disease (YEL-AVD) or anaphylaxis were reported.

The one suspected case of YEL-AND had been reported to NaTHNaC, UKHSA and MHRA via the yellow card system. It was not confirmed as YEL-AND; the case fully recovered.

## iv. Conditions of Designation and Code of Practice

### Best practice review

A best practice review had been completed by 1,699 (98.7%) designated YFVCs. Most YFVCs (82.2%) reported completing a best practice review annually, while a further 16.4% completed a review every one to two years. Only one YFVC (0.1%) reported completing a review more than two years previously, and two (0.1%) reported never having completed a best practice review. Twenty YFVCs (1.2%) were unsure how often best practice reviews were undertaken (Table 6).

**Table 6.** *Frequency of best practice reviews undertaken by designated Yellow Fever Vaccination Centres, EWNI, 2025 (n = 1,721)*

| Frequency | Number | % |
|---|---|---|
| Every year | 1,415 | **82.2%** |
| Every one to two years | 283 | **16.4%** |
| Unsure | 20 | **1.2%** |
| Never | 2 | **0.1%** |
| More than two years | 1 | **0.1%** |

### Pre-vaccination checklist

A total of 1,712 (99.5%) designated YFVCs reported using a pre-vaccination checklist to support yellow fever vaccine risk assessment. The NaTHNaC/Health Protection Scotland pre-vaccination checklist was the most used, reported by 1,344 (78.1%) YFVCs. A further 217 (12.6%) YFVCs used a checklist developed by their own organisation, 82 (4.8%) reported using another checklist, and 69 (4.0%) used the Sanofi–Stamaril checklist (Table 7).

***Table 7.*** *Type of pre-vaccination checklist used by designated Yellow Fever Vaccination Centres, EWNI, 2025 (n = 1,721)*

| Checklist type | Number | % |
|---|---|---|
| NaTHNaC/Health Protection Scotland checklist | 1,344 | **78.1%** |
| Checklist developed by own organisation | 217 | **12.6%** |
| Other | 82 | **4.8%** |
| Sanofi–Stamaril checklist | 69 | **4.0%** |

### Patient Information Leaflet

The yellow fever vaccine Patient Information Leaflet (PIL) was routinely provided to travellers by 1,567 (95.1%) designated Yellow Fever Vaccination Centres (YFVCs). Eighty (4.9%) YFVCs reported that the PIL was not routinely provided or were unsure whether it was provided.

## Conclusion

The 2025 Annual Return provides an overview of YF vaccination activity and service delivery across designated YFVCs in EWNI. A total of 90,528 YF vaccine doses were administered during 2025, representing stable activity compared with 2024 and continued recovery following the COVID-19 pandemic, although vaccination activity remains below pre-pandemic levels. Pharmacies continued to provide most YF vaccination services.

The age profile of vaccine recipients was similar to that reported in previous years. A small proportion of YF vaccine doses were administered to travellers with precautions following an individual risk assessment. Most reinforcing (booster) doses were administered for replacement International Certificates of Vaccination or Prophylaxis (ICVPs), while Medical Letters of Exemption were most issued because of contraindications to vaccination or for travellers aged 60 years and over.

Compliance with the Conditions of Designation remained high. Almost all YFVCs reported undertaking regular best practice reviews, using a pre-vaccination checklist to support risk assessment, and routinely providing the YF vaccine Patient Information Leaflet. The findings of this report will continue to inform NaTHNaC's oversight of YF activities in YFVCs across EWNI and enable follow up of areas of concern.

We would like to thank YFVCs who participated in the 2025 Annual Return.

# Appendix A: Questionnaire sent to all YFVCs that remained designated during 2025

## Yellow Fever Vaccination Centres – Annual Return 2025

### Your YFVC

All Yellow Fever Vaccination Centres (YFVCs) in England, Wales and Northern Ireland (EWNI) are required, as a Condition of Designation, to submit an Annual Return of yellow fever vaccine use and associated adverse events to NaTHNaC. This detail will help inform what is known about yellow fever vaccination practice in EWNI.

YFVCs that do not comply with the requirement to submit an Annual Return by the closing date, may be temporarily de-designated until their return is received.

You will not receive a copy of your submitted Annual Return. If you wish to keep your own record, please print, or take screenshots of each page.

1. What is your YFVC ID Number? This is the 4- or 5-digit number after 'UKYFVC' on the YFVC's rubber stamp

2. What is the full postcode of the YFVC?

3. Please indicate your profession.
    - Doctor
    - Nurse
    - Pharmacist
    - Other (please specify)

4. Which of the following best describes the location of your YFVC?
    - General Practice
    - Pharmacy
    - Occupational Health Department
    - Travel Clinic
    - Hospital

- British Armed Forces
- Other (please specify)

5. How long has your YFVC been designated for?
    - We have been designated for less than one year (this is the Annual Return for only part of 2025)
    - We have been designated for over one year (this is the Annual Return for 2025)

## YFVC Activity

6. How many health professionals gave yellow fever (YF) vaccine at your YFVC in 2025?

7. Of those health professionals who gave YF vaccine in 2025, how many had undertaken NaTHNaC YF vaccination training (e-learning +/- virtual classroom) during the last 2 years?
    - All
    - Some
    - None

8. How many doses of YF vaccine were given at your YFVC in 2025?

9. How many doses were given in each of the following age groups?
   If no doses were administered enter 0
    - 6 months to under 9 months
    - 9 months to 17 years
    - 18 to 59 years
    - 60 to 69 years
    - 70 to 79 years
    - 80 years and older
10. How many reinforcing (booster) doses were administered during 2025?
    - 0
    - 1 or more (please enter the number of reinforcing doses administered)

11. How many reinforcing doses were given for the following reasons?
    - Where the first dose given was:

- when aged less than two years old
- during pregnancy
- whilst infected with HIV
- when immune suppressed
- before undergoing a bone marrow transplant

- Where previously vaccinated but ICVP (certificate) lost and reissue not possible
- Other

12. If Other, please specify

## Contraindications

13. Was YF vaccine given when there was a contraindication to vaccination?
    - Yes
    - No

14. Which of the following groups received YF vaccine despite having a known contraindication to YF vaccination? Please tick all that apply.
    *Do not include travellers aged 60 years or over travelling to areas where YF vaccine is recommended, and **vaccination is a precaution**.

    - Aged under six months
    - History of a confirmed anaphylactic reaction to a previous dose of YF vaccine
    - History of a confirmed anaphylactic reaction to any component of the vaccine, including egg
    - History of thymus disorder
    - History of a primary or acquired immunodeficiency due to a congenital condition or disease process, (see chapters 6 & 35 of the Green Book)
    - Immunosuppressed due to treatment, (see chapters 6 & 35 of the Green Book)
    - *Aged 60 years or over and travelling to an area where YF vaccination **not generally recommended by WHO.**
    - Family history (1st degree relative) of YEL-AVD or YEL-AND following vaccination

## Precautions

15. Was YF vaccine given when there was a precaution to YF vaccine?

- Yes
- No, none given
- No, we exclude all groups with a precaution

16. How many YF vaccines were given to the following groups of travellers with a precaution to YF vaccine during 2025? If no doses were administered enter 0.
    - Infants aged 6 months to under 9 months
    - Aged 60 years and over (benefit of vaccine considered to outweigh risk of disease)
    - Pregnancy
    - Breastfeeding mother
    - HIV infection with CD4 >200 and suppressed viral load
    - Taking lower dose immunosuppressive therapies (see chapter 6 and 35 of the Green Book)

17. If YF vaccine was given during pregnancy, please tick trimester(s) of pregnancy vaccine was given
    - First trimester
    - Second trimester
    - Third trimester
    - Trimester unknown

18. If YF vaccine was given to breastfeeding women at your YFVC, please tick how old the infant was at time of vaccination. Tick all that apply.
    - Below 6 months
    - 6-8 months
    - 9 months or over
    - Age of infant unknown

19. Do you exclude any of the following groups from having YF vaccine at your YFVC? Tick all that apply
    - Infants aged 6 months to under 9 months
    - Aged 60 years and over
    - Pregnant women

- Breastfeeding mothers
- HIV infection with CD4 >200 and suppressed viral load
- Taking lower dose immunosuppressive therapies
- None of the above

## Medical Letters of Exemption

20. How many Medical Letter(s) of Exemption (MLoE) were issued by your YFVC in 2025?
    - 0
    - Unknown
    - 1 or more (please enter the number of MLoE issued)

21. How many Medical Letter(s) of Exemption (MLoE) were issued where there was a contraindication to yellow fever vaccine? Where none were issued enter 0

22. How many Medical Letters of Exemption (MLoE) were issued where there was a precaution to yellow fever vaccine? Where none were issued enter 0
    - Infants aged 6 months to under 9 months
    - Aged 60 years and over [vaccine risk considered to outweigh the risk of disease]
    - Pregnancy
    - Breast feeding mother
    - HIV infection with CD4 >200 and suppressed viral load
    - Taking lower dose immunosuppressive therapies (see chapter 6 and 35 of the Green Book)
    - Other

23. If you have given a Medical Letter of Exemption (MLOE) for 'other,' please give further details below.

## Yellow Fever Vaccine Associated Severe Adverse Events (YEL-SAE)

24. How many of the following serious Yellow Fever Vaccine Associated Severe Adverse Events (YEL-SAE) occurred at your YFVC in 2025? If none, please enter 0
    NaTHNaC may contact a YFVC for clarification on data submitted in some circumstances.

- Anaphylaxis
- Yellow fever vaccine associated neurological/neurotropic disease [YEL-AND]
- Yellow fever vaccine associated viscerotropic disease [YEL-AVD]

25. If any serious YEL-SAE occurred at your centre, who were they reported to?
    - NaTHNaC
    - UK Health Security Agency
    - MHRA via the yellow card system
    - The manufacturer
    - Other (please specify)

## Conditions of Designation and Code of Practice

The following section asks about the governance of your YFVC and should be answered by a health professional who is responsible for risk assessment and administration of YF vaccine. All health professionals administering YF vaccine should be aware of the Commission on Human Medicines 2019 report.

26. How often is YF practice reviewed at your YFVC?
    - Every 12 months
    - Every 1 to 2 years
    - More than 2 years
    - Never
    - Unsure

27. Is a standardised YF pre-vaccination checklist used during the travel health consultation to assist yellow fever vaccination risk assessment?
    - Yes
    - No
    - Unsure

28. If yes, which standardised YF pre-vaccination checklist is used?
    - NaTHNaC / Public Health Scotland YF pre-vaccination checklist
    - Sanofi Pasteur – Stamaril checklist
    - Checklist developed by our organisation
    - Other (please specify)

29. Is the YF vaccine [Stamaril] Patient Information Leaflet [PIL] routinely given to the traveller?
    - Yes
    - No
    - Unsure

30. * Please confirm that you:

- Are familiar with the Conditions of Designation and the Code of Practice for Yellow Fever Vaccination Centres (YFVCs), and
- Understand your responsibility, as a YFVC, to inform NaTHNaC of any situation that could affect your designation status (for example, an adverse rating from the independent regulator or a change in the Responsible Supervising Clinician).

## Contact Information

31. To confirm, what is your YFVC ID Number? This is the 4- or 5-digit number after 'UKYFVC' on the centre's rubber stamp

32. Please enter a contact email address:

*We ask for this in case we need to contact you about anything concerning your Annual Return*